TELLING OUR STORY

ABOUT THE DATA

COMMUNITY REPORT BACK AND LISTENING SESSION

Accessing health care for American Indians and Alaska Natives is complicated. Between June and October of 2016, 501 American Indians and Alaska Natives who live in Los Angeles County took a survey on how they access health care, and what they prefer in their health care.

Today we are sharing some of that data, and we would like to hear your input.

Wednesday, May 9th, 2018
United American Indian Involvement Inc.
1125 W. 6th Street Los Angeles, CA 90017

This is who took the survey

Over 100 tribes were represented. These were the tribes with the greatest percentage:

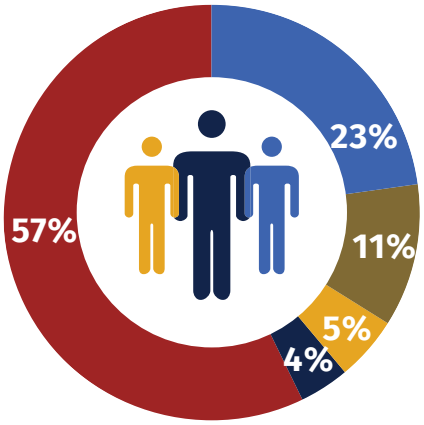

●NAVAJO ●LAKOTA/DAKOTA
●APACHE ●CHOCTAW
●ALL OTHER TRIBES

91%
were enrolled in a tribe

37%
identified as American Indian/Alaska Native AND another race

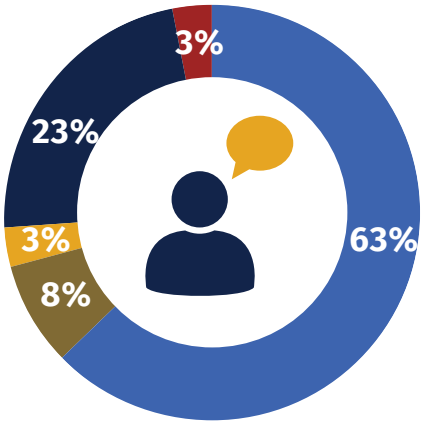

●AIAN ONLY ●AIAN AND NHW
●AIAN AND BLACK ●AIAN AND LATINO ●AIAN AND ASIAN AND PACIFIC ISLANDER





The majority of the sample was between the ages of 18 and 64 years old

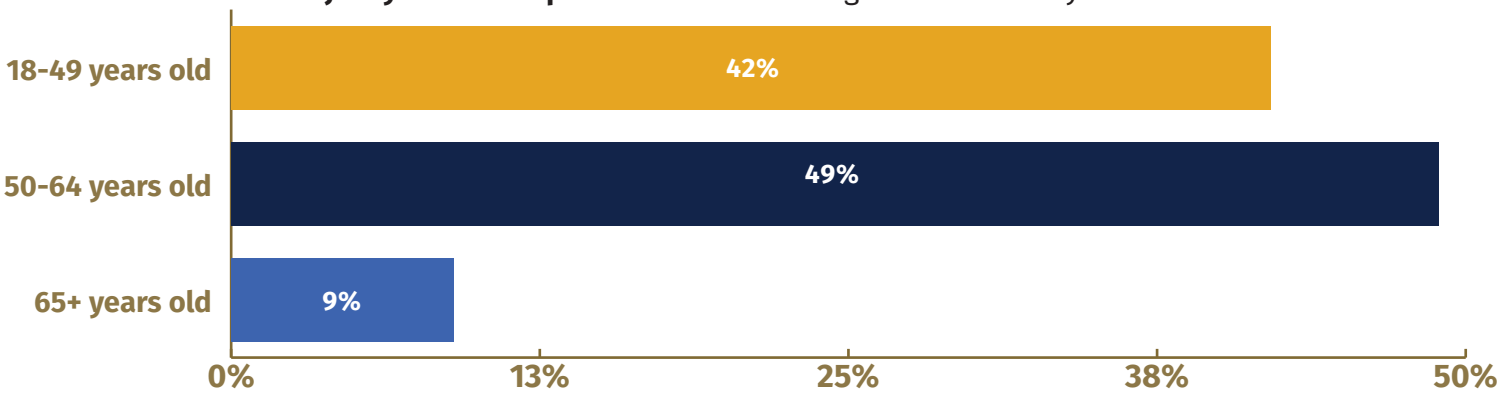

1 out of 5 people were temporarily homeless (staying temporarily with friends/relatives)

1 out of every 7 people were homeless (living in a hotel, shelter, or vehicle)

Insurance and Indian Health Service Utilization among American Indians and Alaska Natives in Los Angeles County

Use the IHS only

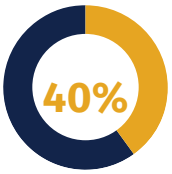

Use IHS and Insurance

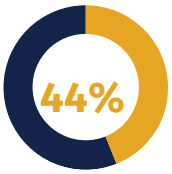

Use Insurance only

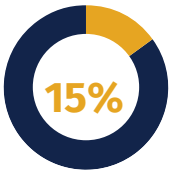

Were unsure or uninsured

People who used IHS and had insurance were mostly women, middle aged (40-64 years old), and preferred a Native American clinic

People who only used insurance had higher incomes, and higher levels of education

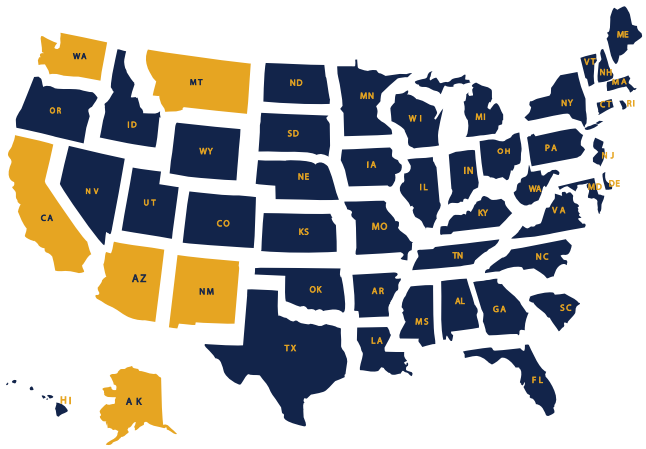

Where do people who live in Los Angeles use the IHS?

UAII, other tribal clinics in Southern and Northern California, Arizona, Alaska, Montana, New Mexico, Washington

Prefer to be seen at a Native American clinic:

61%
Yes

13%
No

26%
Unsure

These were the top 5 most important services people wanted at a Native American clinic:

Other factors that affect access to health care

More than half of the sample had annual incomes below $20,000

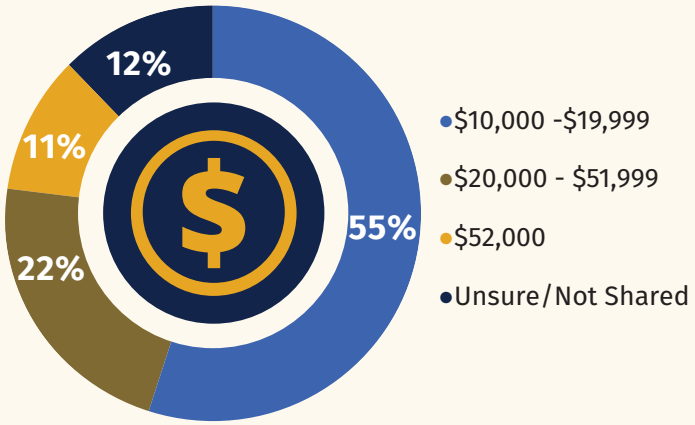

1 out of 5 individuals screened positive for depression

of our sample had difficulty with transportaion

"For us the "movement of movements" needs to include indigenous world view, and how that worldview is a healing one."

-Sarah Eagle Heart, CEO Native Americans in Philanthropy

Acknowledgments

This project would not be possible without the support and oversight of our Community Advisory Board which represents 6 of our Los Angeles County Native American community based organizations. We are thankful for our partner organizations which include United American Indian Involvement, Southern California Indian Center, and Pukuu Cultural Community Services. Our sincerest gratitude to the dedicated staff members at each of these organizations who helped distribute the survey. Last but not least, we are grateful for the dedicated team from the Office of Health Assessment and Epidemiology, Los Angeles County Department of Public Health, for their technical assistance and expertise.

We would like to thank our sponsors, the California Tribal Epidemiology Center, and the National Clinician Scholars Program at UCLA for their support for this project.

Stay tuned for a follow-up report that shares more data and lessons learned from tonight.

Please contact Dr. Andrea Garcia with questions or data inquiries (*andreagarcia@mednet.ucla.edu*).

County of Los Angeles Public Health

United American Indian Involvement, Inc.

pukúu Cultural Community Services